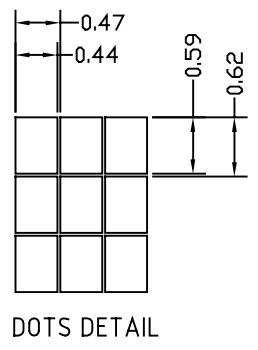
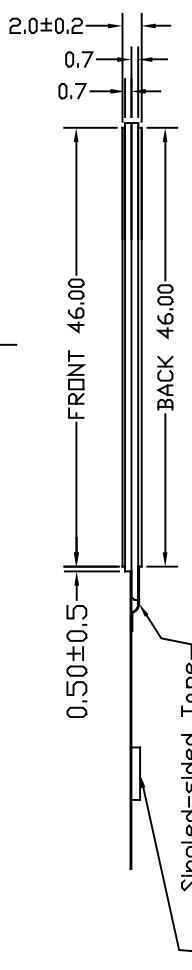
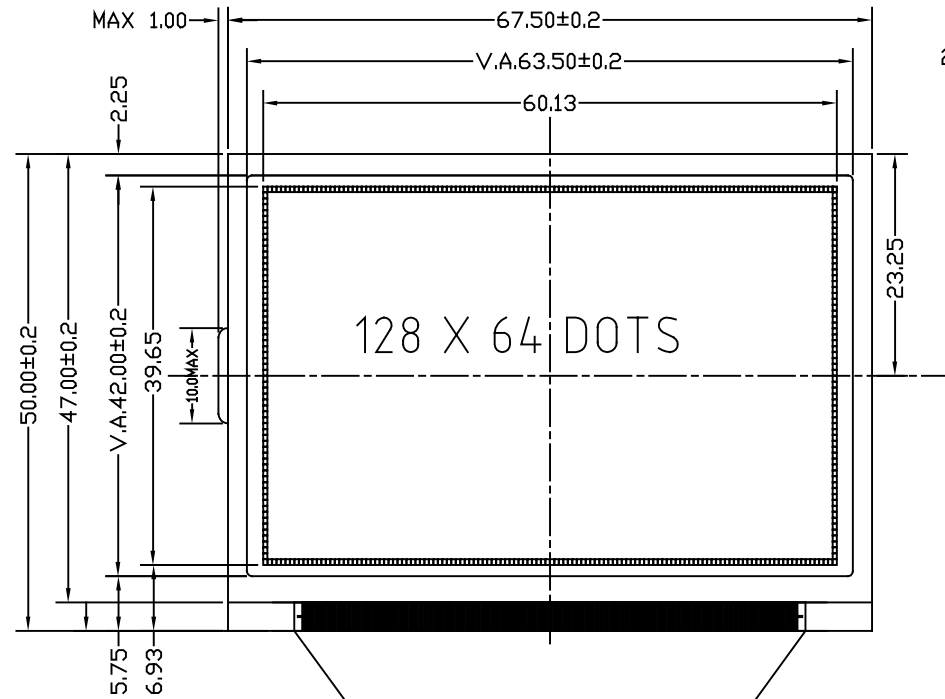
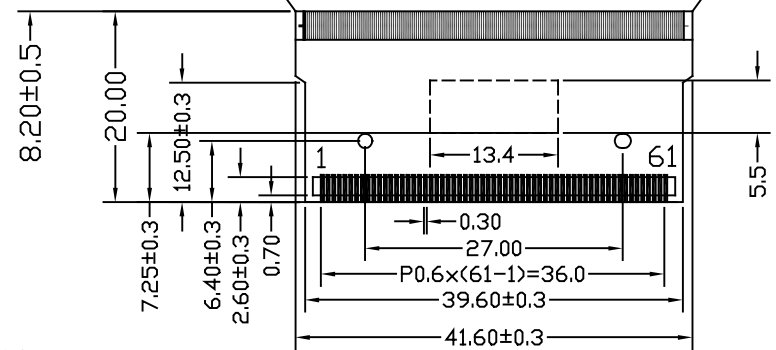


REV	Description	Date
A00	First Issue	2003-JUL-24



Controller: Samsung S6B0713



PIN ASSIGNMENT

1	2	3	4	5	6	7	8	9	10	11	12	13	14	15	16	17	18	19	20	21
DUMMY	FRS	M	CL	DISP	VSS	CS1B	CS2	VDD	RESETB	RS	VSS	RW_WR	E_RD	VDD	DB0	DB1	DB2	DB3	DB4	DB5
22	23	24	25	26	27	28	29	30	31	32	33	34	35	36	37	38	39	40	41	42
DB6/SCLK	DB7/SID	VSS	VDD	VDD	VDD	DUTY0	DUTY1	VSS	MS	CLS	VDD	MI	PS	VSS	VDD	YOUT	C3+	C3-	C1+	C1-
43	44	45	46	47	48	49	50	51	52	53	54	55	56	57	58	59	60	61		
C2+	C2-	VSS	VR	V0	V1	V2	V3	V4	VSS	BSTS	DCDC5B	VDD	HPM	INTRS	VSS	TEMPS	VDD	DUMMY		

Description: **MECHANICAL SPECIFICATIONS**

Scale: _____

Sheet : 1 of 1

Unspecified Tol. ±0.3 Unit mm

Approvals _____ Date _____

Draw: _____

Check: _____

Approve: _____

TRI-T COMPANY LIMITED

Project Number: TMTG12864B-XX

Item Number: _____

Do Not Scale This Drawing

Projection